



Protect by LeakSmart®

The world's most intelligent leak and flood protection system just got smarter.



Water leaks can cause lasting damage

You already protect your home from fire. You protect your home from theft. But water damage is more likely to occur in the home than either of these.

And with water damage, homeowners have additional financial concerns involving the threat of moving and required structural repairs if damage occurs. Just under half of homeowners cite the possibility of relocating for an extended period of time—one month to a year—as the greatest source of concern in the event of a water leak. And 46% reference required structural repairs as their first or second greatest potential concern.* These additional costs could be exponentially more than the cost of the repairs alone, and very disruptive to their everyday lives.

Give your customers peace of mind with leak and flood protection throughout their homes, at all the potential places where water leaks can occur.

*Chubb Homeowners' Water Risk Survey: Executive Summary 2017



Warped floors.
Moldy carpets.
Cracked ceilings.
Ruined furniture.
Lingering odors.
Discolored paint.
Destroyed mementos.
Heartbroken homeowners.

Insurance companies report that water damage from sources inside a home is the second leading cause of homeowner's insurance claims, costing insurers more than \$15,000 after the deductible is paid.



Introducing LeakSmart

The world's most intelligent leak and flood protection system.

Total home water protection

Control the water activity in your home by monitoring and detecting in-wall leaks to appliance level leaks with our new state-of-the-art Protect by LeakSmart with Flow system. Paired with strategically placed sensors at high risk appliances, LeakSmart prevents water damage, protects your property and keeps cherished memories safe - wherever you are.

Automatic five second shut-off

At the first sign of unwanted water, the LeakSmart Sensor springs into action, sounding an alarm, sending an alert, and prompting the LeakSmart valve solution to shut off the main water supply.

True 24/7™ leak protection system

No Wi-Fi, no power, no problem. LeakSmart operates off a smart home protocol with battery back up that functions and protects even when power and Wi-Fi are down.

Advanced water flow analytics

With our new Protect by LeakSmart with Flow, you can now control and manage water usage to create a water-efficient home.

Leaks can start anywhere LeakSmart protects you everywhere

We make leak detection and protection easy.

Complete LeakSmart Systems include a shut-off valve, hub and sensors and come with a 5-year manufacturer's warranty when purchased and installed by a professional.*



Sensor

Place up to 31 sensors in any leak prone areas to locate the source of leaks and communicate to the hub to automatically shut-off the main water supply.



Hub

Centrally located hub that communicates between the sensors, the valve and you.



Valve

Select and install a valve on the main water line to automatically shut off the water or monitor water usage.



App

Get notified when a leak is detected, track water usage and remotely turn off your water main from anywhere.

*All other purchases and installations include a two-year warranty.



And, many insurance companies offer rebates or discounts when LeakSmart systems are installed. Homeowners should contact their insurance carriers for specifics.

Our suite of whole home water protection products

LeakSmart system is a smart home solution that detects leaks and shuts off a home's water main in 5 seconds or less, protecting homes and everything in them from the devastation of water damage.



Protect by LeakSmart® with Flow

Detect leaks, monitor flow and stop damage - from anywhere with our advanced water flow shut-off valve.

- Set limits and track daily, weekly, monthly water usage
- Monitor current water flow rate in real-time
- Identifiable leak location with LeakSmart Sensors
- Patented, motorized solid brass, full port valve and stem
- Indoor and outdoor installation
- Fits: 3/4" & 1" pipe

Item #: **3/4" Kit 8853001**

Item #: **1" Kit 8852000**



Protect by LeakSmart® Shut-off Valve

Installed directly into the main water supply line of the home, shutting off the water supply if a leak is detected.

- Motorized solid brass, full port valve and stem
- Works with male and female NPT threaded, pro-press connection or Pex tubing
- Indoor and outdoor installation
- Fits: 3/4", 1", 1 1/4", 1 1/2", & 2" pipe

Item #: 3/4": **8850000** 1 1/2": **8850300**

1": **8850100** 2": **8850310**

1 1/4": **8850200**



LeakSmart Snap Valve Controller

Connects to an existing water main shut-off valve, shutting off the water supply if a leak is detected.

- Works with ball or gate valves
- No tools required to install
- Indoor installation only
- Fits: 3/4" & 1" pipe

Item #: **8852000**



LeakSmart Hub 3.0

Built-in WiFi and battery back-up system work even when power is down.

- Works with both Protect by LeakSmart® valves and Snap devices
- LED status light indicators
- Notifies homeowner via app within 5 seconds after sensors detect a leak
- Each hub supports up to 32 devices and runs on Zigbee network

Item #: **8850830**

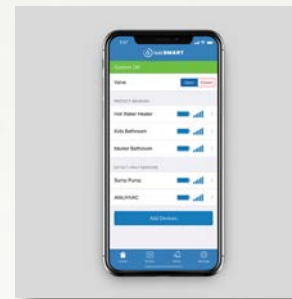


LeakSmart Sensors

Placed in high-risk areas including near washing machines, water heaters, and in bathrooms and kitchens.

- Sensor sends signal to close water main within 5 seconds of a leak being detected
- Triggers an audible alarm and sends instant notifications via email and text
- Waterproof and small enough to fit into tight spaces

Item #: **8850600**



LeakSmart App

The LeakSmart App allows the system to be monitored and controlled from anywhere. Alerts appear for water usage limits, leaks, connectivity issues, battery life, and much more.

- Enables you to turn your main water on or off remotely
- Monitor and track LeakSmart water usage and events anytime from any location
- Alerts can be sent to multiple people including homeowner, plumber, property manager, etc.

The free app can be downloaded from the Apple App Store or Google Play.

Additional Accessories

LeakSmart Outdoor Enclosure Box is available to protect the Protect by LeakSmart with Flow and Protect by LeakSmart Shut-off Valve when installed outside.

Item #: **8855000**

LeakSmart Range Extenders can be ordered to boost Zigbee network signal strength in large homes, homes with concrete walls or older construction that may block or weaken the signal.

Item #: **8850700**


Home protection at the appliance level

In addition to our LeakSmart smart home systems, LeakSmart offers Appliance Kit systems that can be installed directly at high-risk appliances.






The LeakSmart Appliance Kits are plumbed directly into the appliance water supply lines and include a valve(s), control panel and sensor. When the sensor detects a leak, the valve turns off the water supply to the appliance, alerting the homeowner of a leak through the control panel with a flashing light and audible alarm. All kits are pre-wired for easy installation.

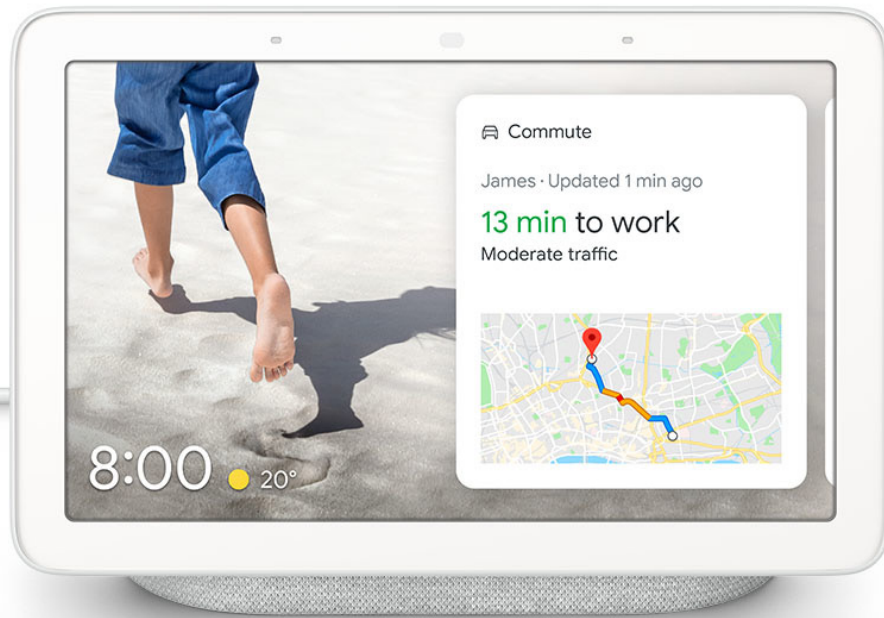


LeakSmart Water Heater Appliance Kit



LeakSmart Washing Machine Appliance Kit

Type:	 Water heaters Water softeners	 Washing machines	 Ice makers Water filters Humidifiers	 Toilets Dishwashers Water filters	 Sinks Basins
Valve connection type:	1/2-, 3/4- and 1" NPT	3/4" MHT 3/4" FHT	1/4" compression fitting	3/8" compression fitting	3/8" compression fitting
Pipe/hose thread:	1/2-, 3/4- or 1" FIP x MIP	3/4"	1/4" FIP x 1/4" MIP	3/8" F x 3/8" M	3/8" F x 3/8" M
Item number:	1/2": 8812000 3/4": 8810200 1": 8812100	8810100	8811500	8811600	8811700



Works with Google Nest

Plays well with others.

LeakSmart works on its own or with other smart home platforms for sensible smart home integration.

LeakSmart integrates with **Google Assistant** and **Amazon Alexa** for voice-enabled commands and hands-free control of your LeakSmart system - just ask your smart speaker to turn off your LeakSmart Valve - it's that easy.















Already have a smart home platform in your home? LeakSmart also plays well with others like **Wink**, **Control4**[®], and **SmartThings**, so you can integrate directly into their platforms without the use of a LeakSmart Hub.



Google and Google Nest are trademarks of Google LLC.
Amazon, Alexa and all related logos are trademarks of Amazon.com, Inc. or its affiliates.

Choose the right level of protection

All of our sensor, hub and valve options talk seamlessly to each other, so you can choose if you want detection and protection, detection only, or an appliance-specific solution.

Benefits	Detect only (Hub and Sensors only)	Appliance Kits	Snap Valve Controller System*	Protect by LeakSmart Shutoff Valve System*	Protect by LeakSmart with Flow System*
Identifiable leak location					
Automatic shutoff					
Monitors and analyzes water flow					
Instant notification to your smart phone					
Outdoor**/Indoor use of the system	Indoor Only	Indoor Only	Indoor Only	Outdoor**/Indoor	Outdoor**/Indoor

* A system includes at least 1 valve or valve controller, one hub, and three sensors. In order for the water to shut-off water must come in contact with the sensor.

** The valves can be placed outdoors when an approved outdoor enclosure is used. The hub and sensors are indoor only.

Installation Checklist

To prepare for a LeakSmart System installation you'll need to know:

Where is the main water shut-off valve located?

- Indoors (Snap or Protect by LeakSmart can be used)
- Outdoors (Only Protect by LeakSmart can be used)

Which LeakSmart valve are you installing?

- Snap
- Protect by LeakSmart valve

If installing Snap, what type of valve is it:

- Ball
- Gate

How many sensors are being installed? _____

Location(s) of sensors: _____

Will accessories be needed:

- Range Extender
- Outdoor Enclosure Box

Will hard-wired appliance Kits be installed? If so, which kits? _____

Also, remind your homeowner to have the following ready before you arrive:

- Cell phone or tablet should be fully charged
- Have wireless network password accessible (for Hub 3.0)
- Ensure there is an A/C outlet nearby for Hub to be plugged into as well as near where the valve will be installed
- Consider where they want to place sensors
- Emails and phone numbers for anyone they want to receive alerts through the LeakSmart App

LeakSmart is leak & flood protection solved

For more information contact your distributor of LeakSmart products.



Rich-Tomkins Company
235 Bridgewater Dr, Aston PA 19014
Phone: 610-859-3552



For more information call: 885.532.5768 email: customer-service@leaksmart.com visit: LeakSmart.com

LeakSmart, Inc. 24455 Aurora Road Bedford Heights, OH 44146

©2019 LeakSmart, Inc. LeakSmart® is a registered trademark of LeakSmart, Inc. All rights reserved.

10/19